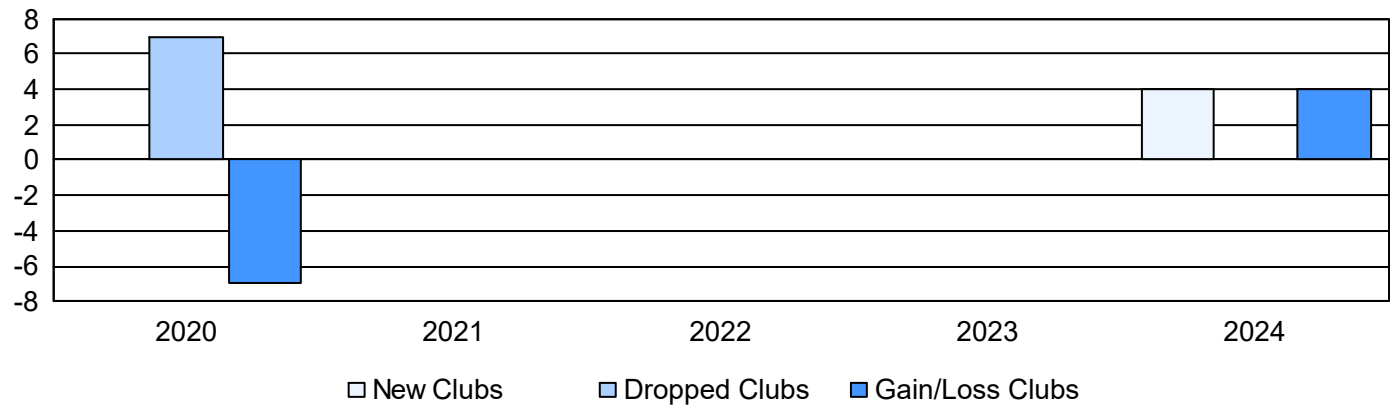
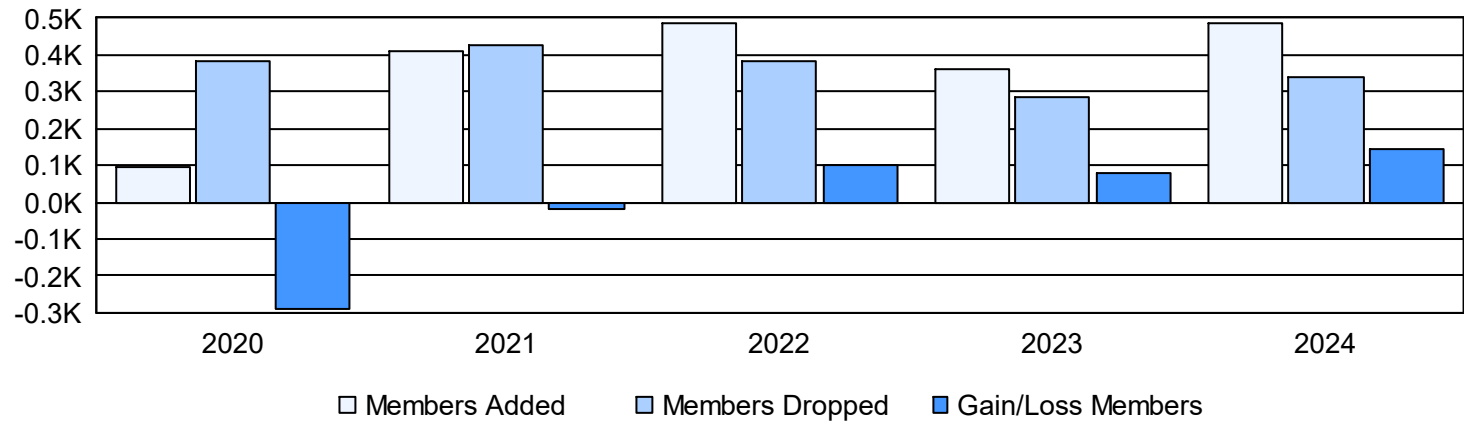


Year	New Clubs	Dropped Clubs	Gain/ Loss Clubs	New Members	Charter Members	Reinstate Members	Transfer Members	Total Member Added	Total Members Dropped	Gain/ Loss Members
2019-2020	0	7	-7	0	44	49	3	96	384	-288
2020-2021	0	0	0	278	49	47	34	408	426	-18
2021-2022	0	0	0	282	76	71	55	484	384	100
2022-2023	0	0	0	266	38	14	46	364	285	79
2023-2024	4	0	4	303	114	50	19	486	340	146
Average	1	1	-1	226	64	46	31	368	364	4

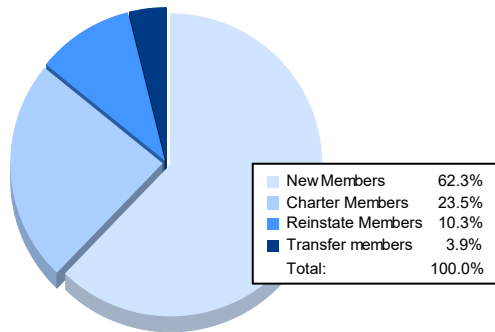
Clubs



Members



### Membership Composition June 2024 Cumulative



### Gender Composition June 2024 Cumulative

